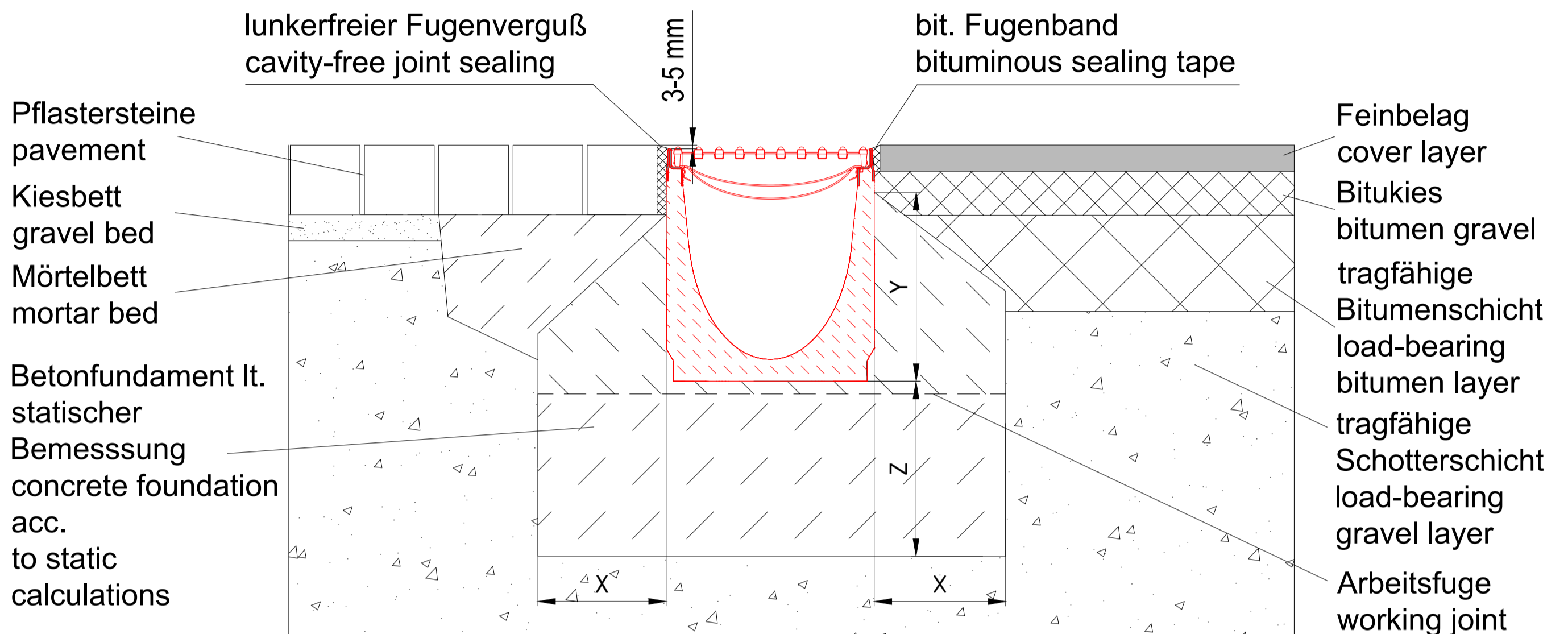
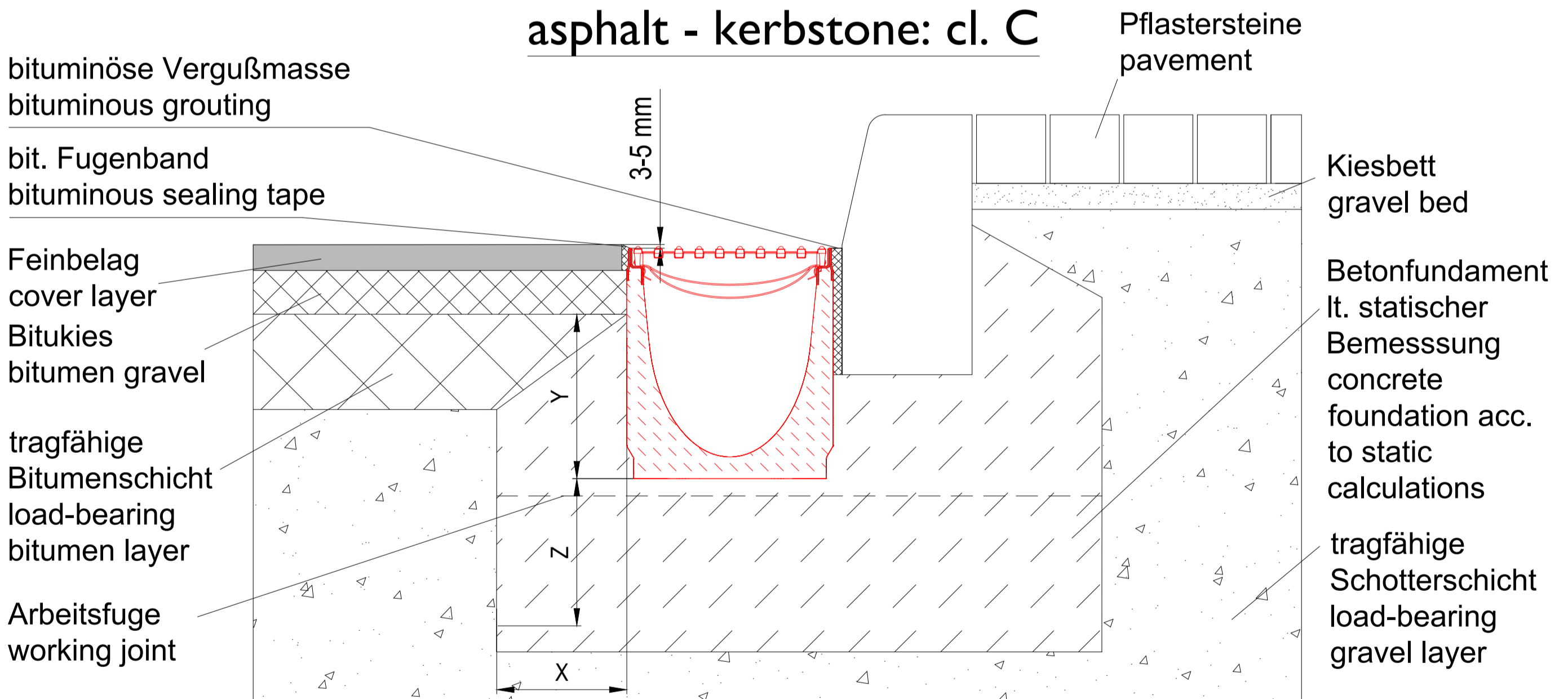


Pflaster - Asphalt: Kl. A - C pavement - asphalt: cl. A - C



Asphalt - Bordstein: Kl. C asphalt - kerbstone: cl. C

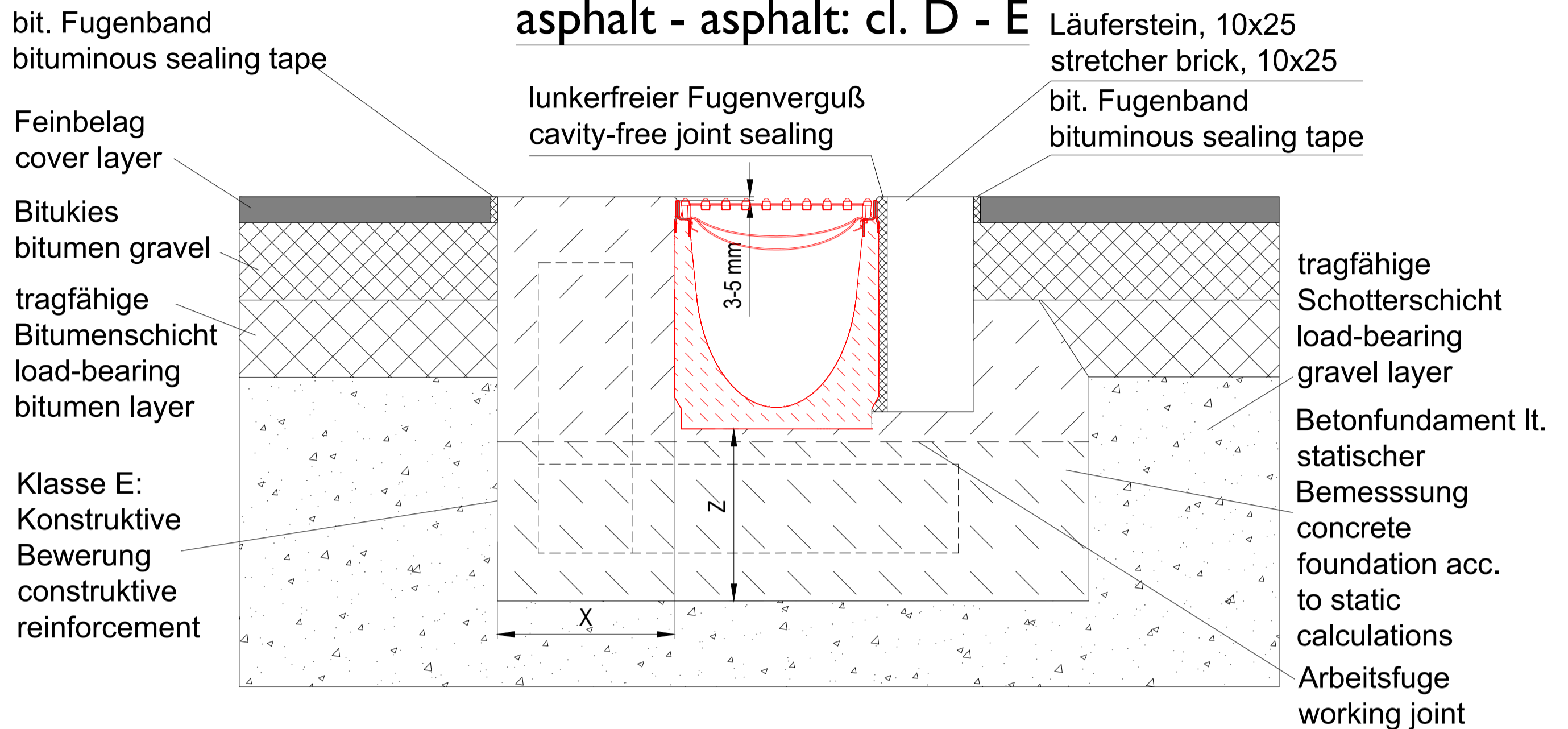


Belastungsklasse/load class	A 15 kN	B 125 kN	C 250 kN
Betongüte - Fundament gem. / concrete quality acc. to Ö-Norm B4710-1*	C 16/20	C 20/25	C 20/25
Breite: / width: X	≥ 8 cm	≥ 10 cm	≥ 15 cm
Höhe: / height: Y	Rinnenhöhe / channel height - 5 cm (mini - 3 cm)		
Stärke / thickness: Z	≥ 8 cm	≥ 10 cm	≥ 15 cm
Konstruktive Bewehrung / reinforcement	nicht erforderlich / unnecessary		

* Betongüte ist eine Mindestanforderung und den örtlichen Anforderungen anzupassen.
* Concrete quality is a minimum requirement and has to be adapted to the local conditions.

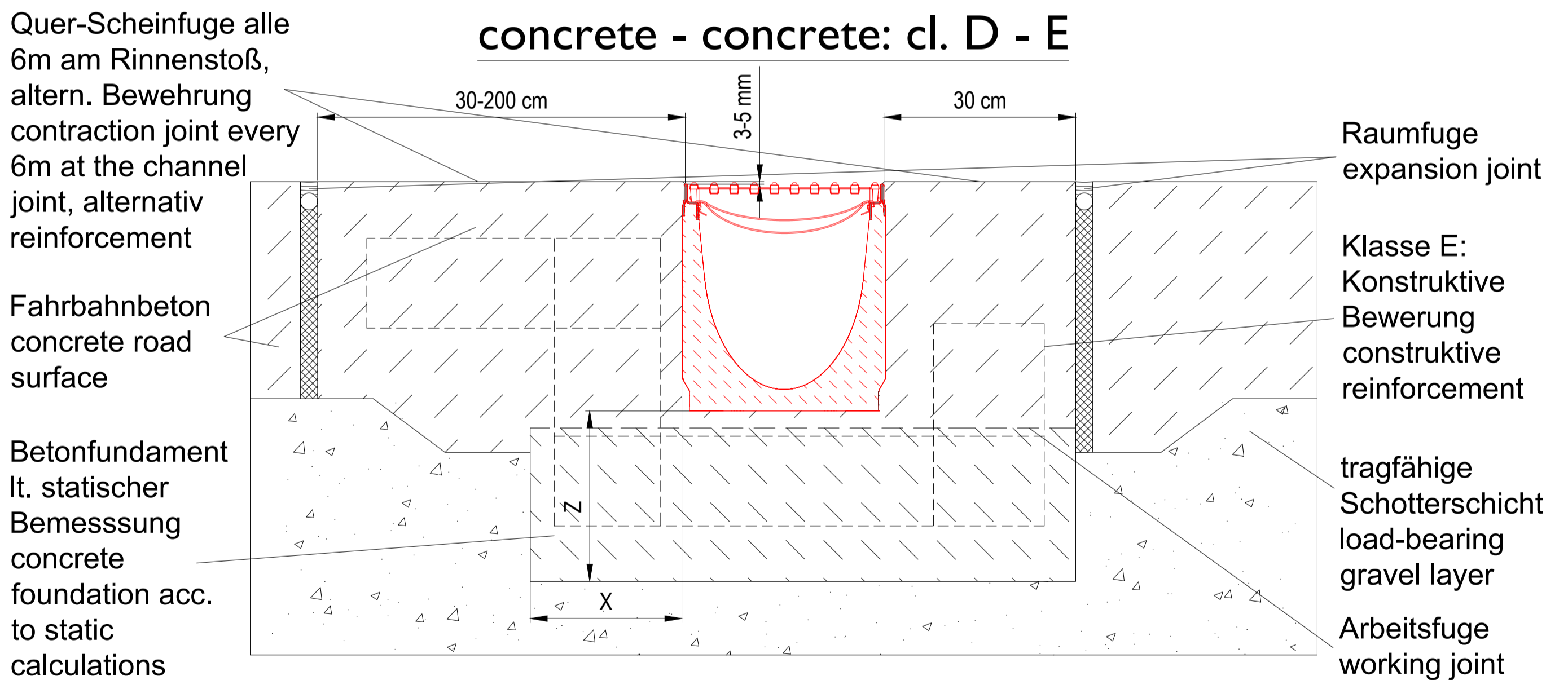
Asphalt - Asphalt: Kl. D - E

asphalt - asphalt: cl. D - E



Beton - Beton: Kl. D - E

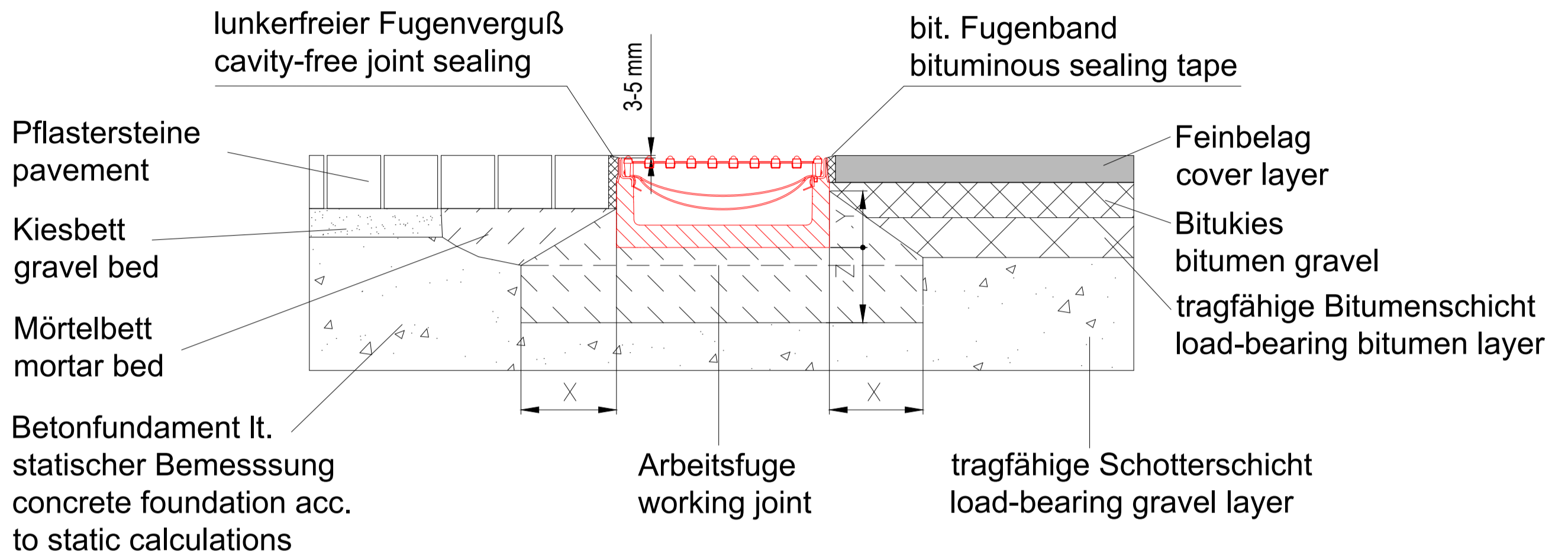
concrete - concrete: cl. D - E



Belastungsklasse/load class	A 15 kN	B 125 kN	C 250 kN	D 400 kN	E 600 kN
Betongüte - Fundament gem. / concrete quality acc. to Ö-Norm B4710-1*	C 16/20	C 20/25	C 20/25	C 25/30	C 25/30
Breite: / width: X	≥ 8 cm	≥ 10 cm	≥ 15 cm	≥ 15 cm	≥ 15 cm
Höhe: / height: Y	Rinnenhöhe / channel height - 5 cm (mini - 3 cm)			Bauhöhe Rinne / channel height	
Stärke / thickness: Z	≥ 8 cm	≥ 10 cm	≥ 15 cm	≥ 20 cm	≥ 20 cm
Konstruktive Bewehrung / reinforcement	nicht erforderlich / unnecessary				erforderlich / necessary

* Betongüte ist eine Mindestanforderung und den örtlichen Anforderungen anzupassen.
 * Concrete quality is a minimum requirement and has to be adapted to the local conditions.

Pflaster - Asphalt: Kl. A - C pavement - asphalt: cl. A - C



Beton - Asphalt : Kl. D - E concrete - asphalt: cl. D - E

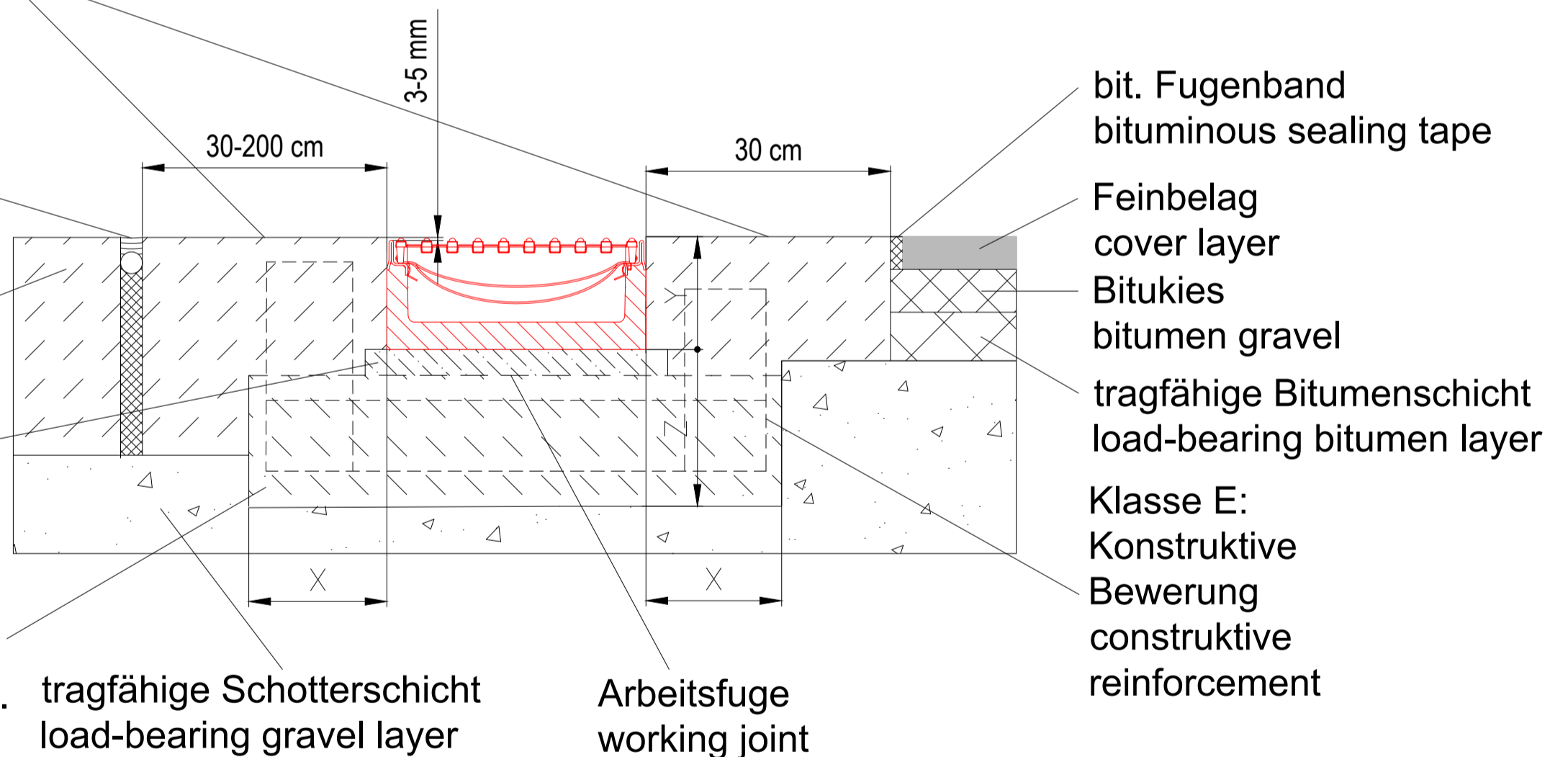
Quer-Scheinfuge alle 6m am Rinnenstoß, altern. Bewehrung
contraction joint every 6m at the channel joint, alternativ reinforcement

Raumfuge expansion joint

Fahrbahnbeton concrete road surface

Mörtelbett mortar bed

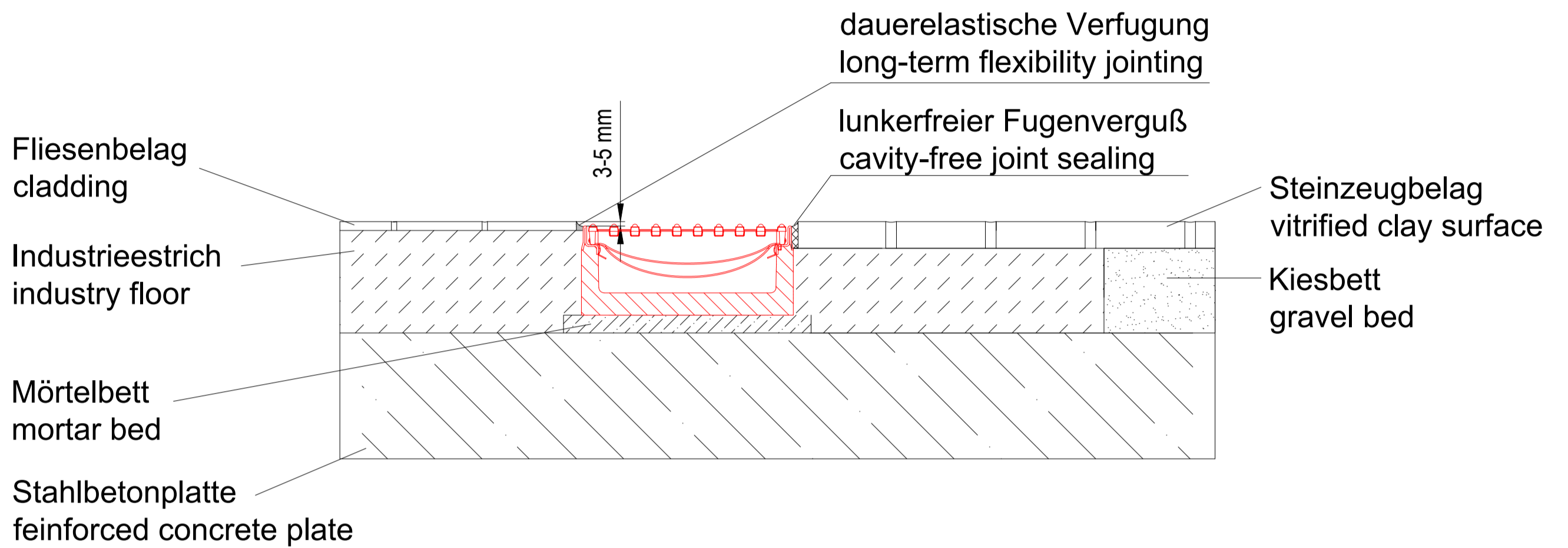
Betonfundament lt. statischer Bemessung
concrete foundation acc. to static calculations



Belastungsklasse/load class	A 15 kN	B 125 kN	C 250 kN	D 400 kN	E 600 kN
Betongüte - Fundament gem. / concrete quality acc. to Ö-Norm B4710-1*	C 16/20	C 20/25	C 20/25	C 25/30	C 25/30
Breite: / width: X	≥ 8 cm	≥ 10 cm	≥ 15 cm	≥ 15 cm	≥ 15 cm
Höhe: / height: Y	Rinnenhöhe / channel height - 5 cm (mini - 3 cm)			Bauhöhe Rinne / channel height	
Stärke / thickness: Z	≥ 8 cm	≥ 10 cm	≥ 15 cm	≥ 20 cm	≥ 20 cm
Konstruktive Bewehrung / reinforcement	nicht erforderlich / unnecessary				erforderlich / necessary

* Betongüte ist eine Mindestanforderung und den örtlichen Anforderungen anzupassen.
* Concrete quality is a minimum requirement and has to be adapted to the local conditions.

Fliesen - Steinzeug: Kl. A - C
tile - vitrified: cl. A - C



Belastungsklasse/load class	A 15 kN	B 125 kN	C 250 kN
Betongüte - Fundament gem. / concrete quality acc. to Ö-Norm B4710-1*	C 16/20	C 20/25	C 20/25
Breite: / width: X	≥ 8 cm	≥ 10 cm	≥ 15 cm
Höhe: / height: Y	Rinnenhöhe / channel height - 5 cm (mini - 3 cm)		
Stärke / thickness: Z	≥ 8 cm	≥ 10 cm	≥ 15 cm
Konstruktive Bewehrung / reinforcement	nicht erforderlich / unnecessary		
* Betongüte ist eine Mindestanforderung und den örtlichen Anforderungen anzupassen. * Concrete quality is a minimum requirement and has to be adapted to the local conditions.			