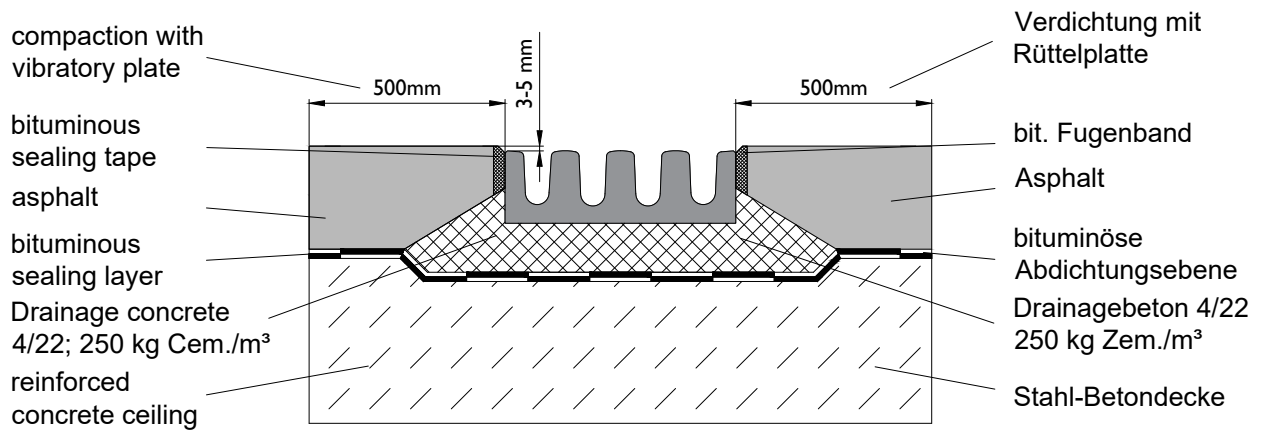
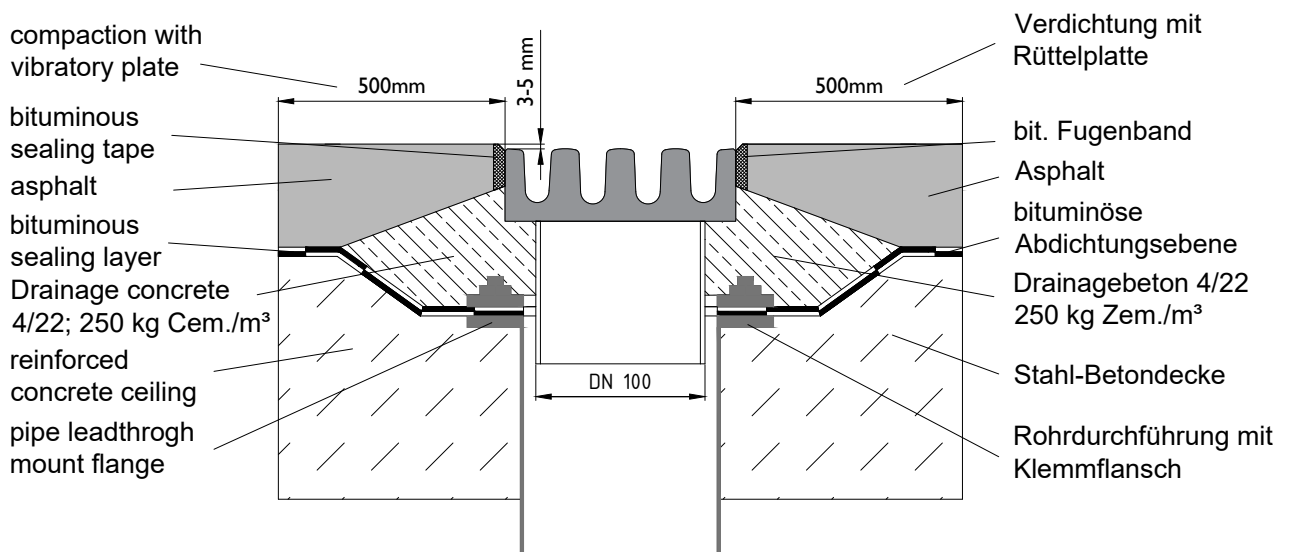


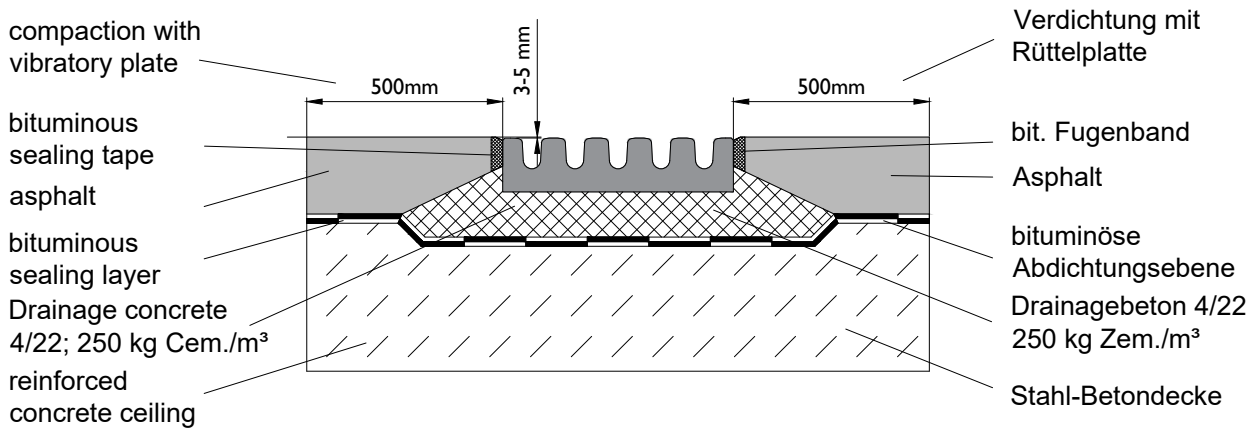
**Asphalt: Kl. A-C**  
asphalt: cl. A-C



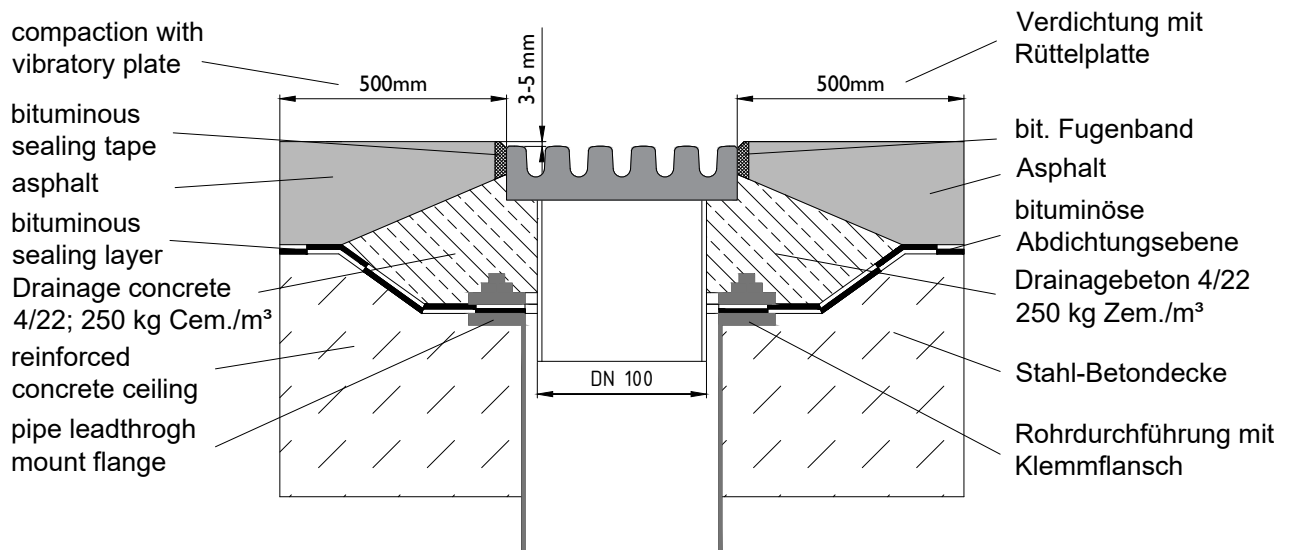
**Asphalt: Kl. A-C**  
asphalt: cl. A-C



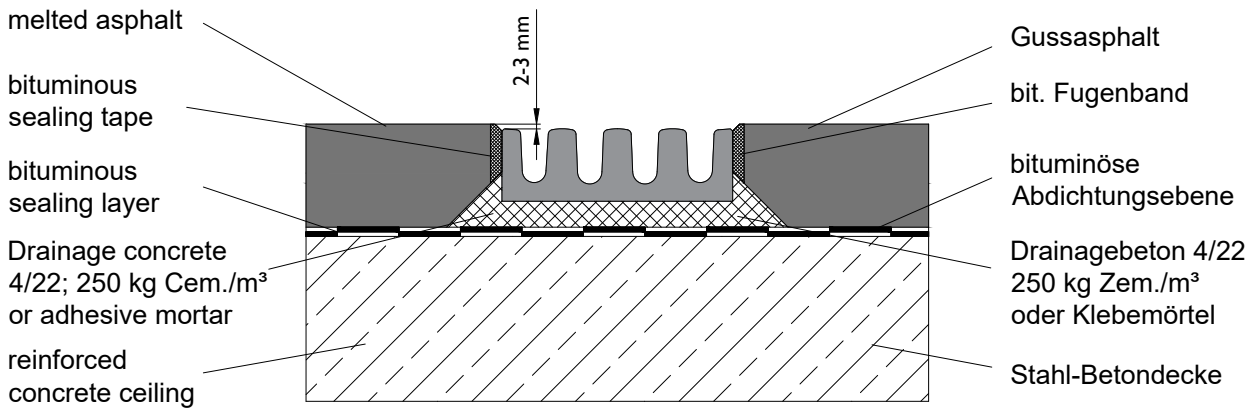
Asphalt: Kl. A-C  
asphalt: cl. A-C



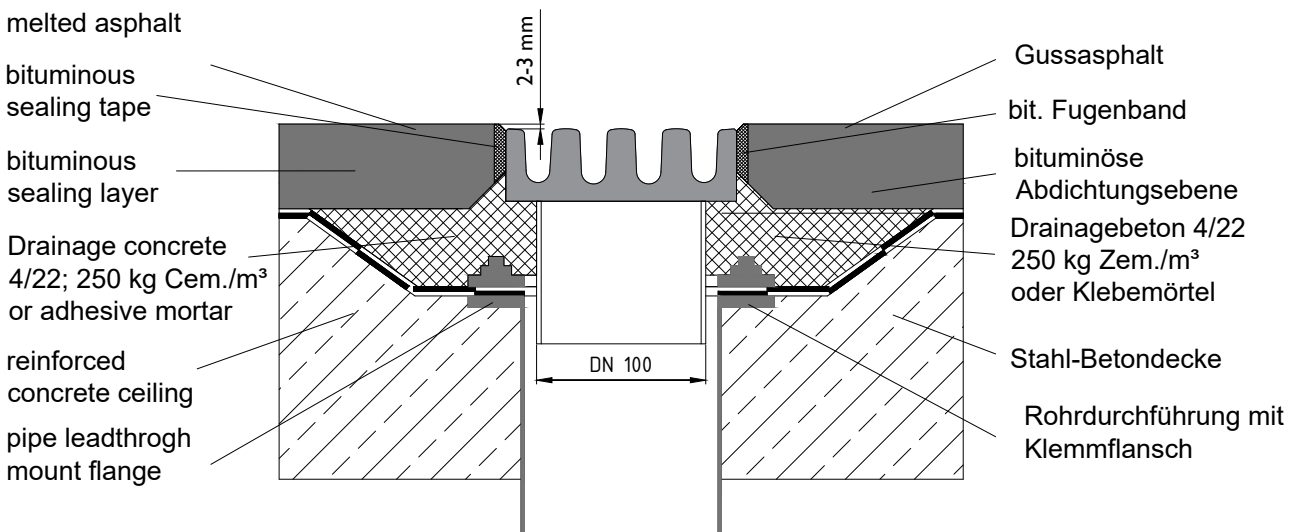
Asphalt: Kl. A-C  
asphalt: cl. A-C



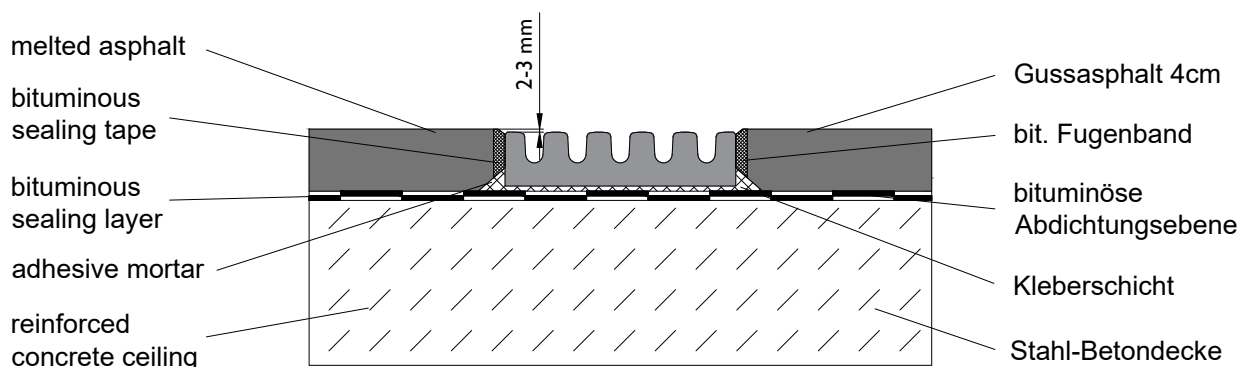
**Guss-Asphalt: Kl. A-C**  
melted-asphalt: cl. A-C



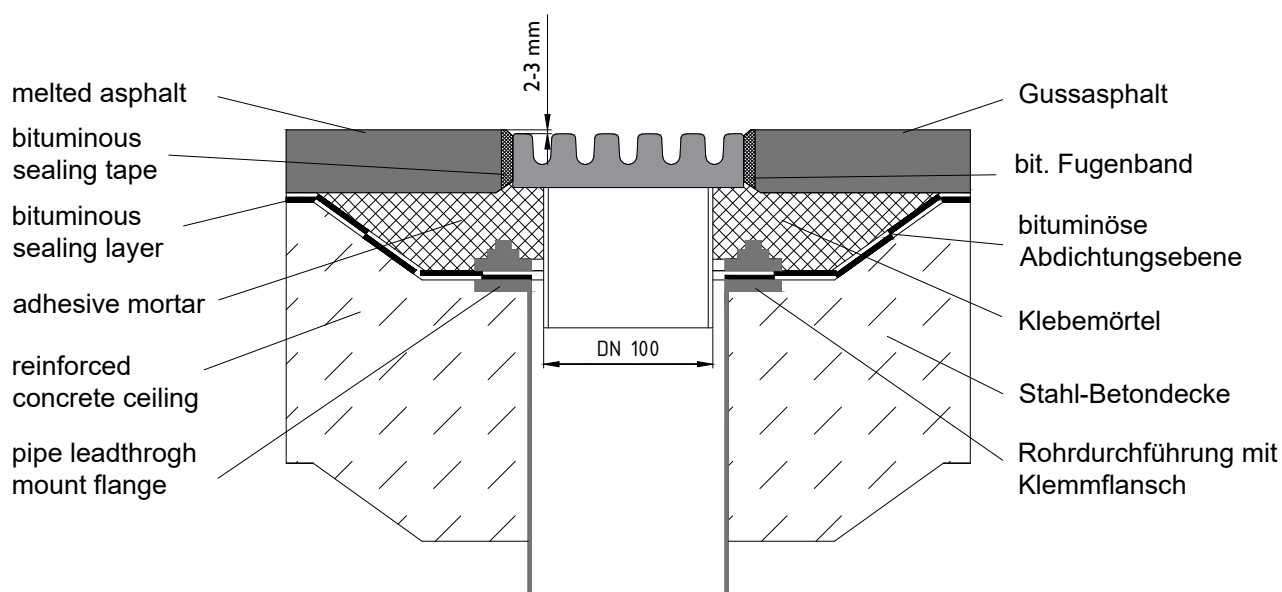
**Guss-Asphalt: Kl. A-C**  
melted-asphalt: cl. A-C



### Guss-Asphalt: Kl. A-C melted-asphalt: cl. A-C



### Guss-Asphalt: Kl. A-C melted-asphalt: cl. A-C



**Beton beschichtet: Kl. A-C**  
**concrete coated: cl. A-C**

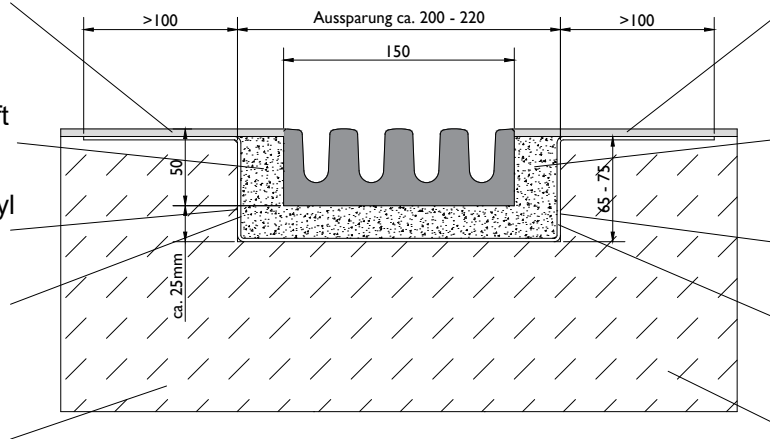
Top sealer acc. to planners spec. e.g. OS11b from Triflex Pro Deck or equal 4-5mm

grout e.g. Triflex shaft frame grout or equal

Primer e.g. Triflex Cryl Primer 276 or equal

building sealing with fleece reinforced e.g. Triflex pro Detail or equal

reinforced concrete



Beschichtung lt. Vorgabe Planer z.B. OS11b Triflex ProDeck - ca. 4-5mm

Vergussmörtel z.B. Triflex Schacht-rahmenverguss o. glw.

Grundierung z.B. Triflex Cryl Primer 276 o. glw.

Abdichtung vliesarmiert z.B. Triflex pro Detail o. glw.

Stahl-Betondecke

**Beton beschichtet: Kl. A-C**  
**concrete coated: cl. A-C**

Top sealer acc. to planners spec. e.g. OS11b from Triflex Pro Deck or equal 4-5mm

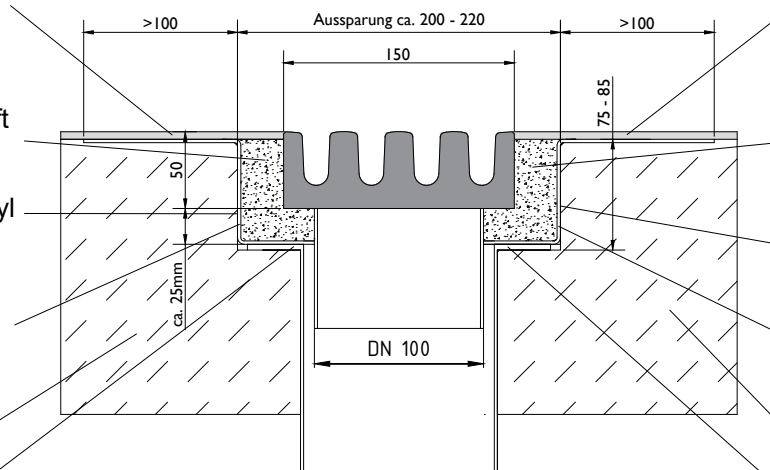
grout e.g. Triflex shaft frame grout or equal

Primer e.g. Triflex Cryl Primer 276 or equal

building sealing with fleece reinforced e.g. Triflex pro Detail or equal

reinforced concrete

pipe leadthrough with flange



Beschichtung lt. Vorgabe Planer z.B. OS11b Triflex ProDeck - ca. 4-5mm

Vergussmörtel z.B. Triflex Schacht-rahmenverguss o. glw.

Grundierung z.B. Triflex Cryl Primer 276 o. glw.

Abdichtung vliesarmiert z.B. Triflex pro Detail o. glw.

Stahl-Betondecke

Rohrdurchführung mit Klebeflansch

**Beton beschichtet: Kl. A-C**  
**concrete coated: cl. A-C**

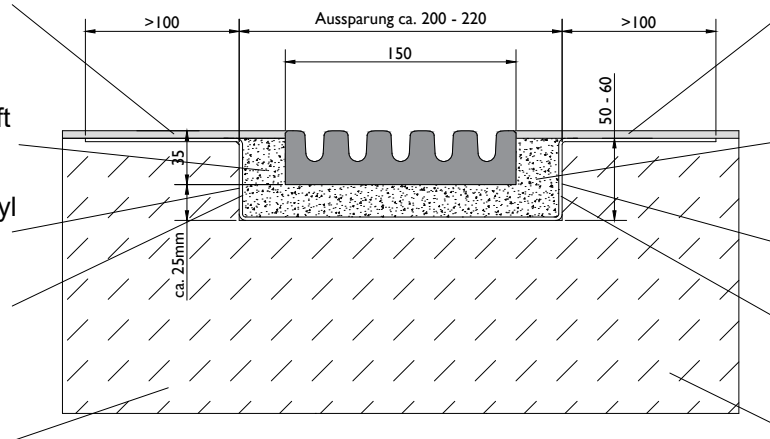
Top sealer acc. to planners spec. e.g. OS11b from Triflex Pro Deck or equal 4-5mm

grout e.g. Triflex shaft frame grout or equal

Primer e.g. Triflex Cryl Primer 276 or equal

building sealing with fleece reinforced e.g. Triflex pro Detail or equal

reinforced concrete



Beschichtung lt. Vorgabe Planer z.B. OS11b Triflex ProDeck - ca. 4-5mm

Vergussmörtel z.B. Triflex Schachtrahmenverguss o. glw.

Grundierung z.B. Triflex Cryl Primer 276 o. glw.

Abdichtung vliesarmiert z.B. Triflex pro Detail o. glw.

Stahl-Betondecke

**Beton beschichtet: Kl. A-C**  
**concrete coated: cl. A-C**

Top sealer acc. to planners spec. e.g. OS11b from Triflex Pro Deck or equal 4-5mm

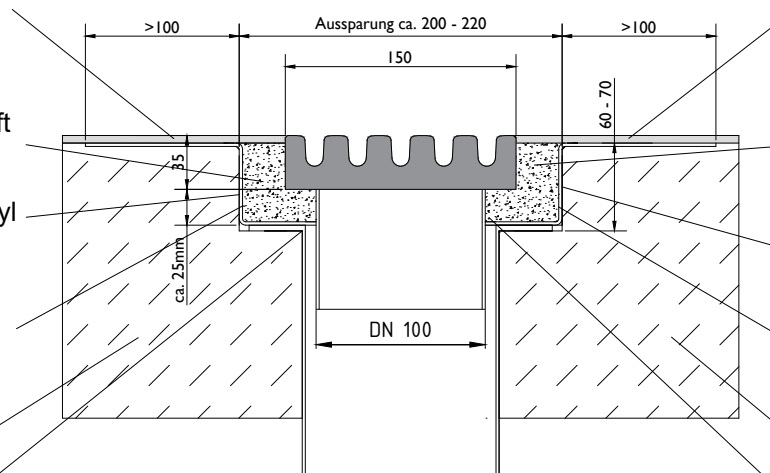
grout e.g. Triflex shaft frame grout or equal

Primer e.g. Triflex Cryl Primer 276 or equal

building sealing with fleece reinforced e.g. Triflex pro Detail or equal

reinforced concrete

pipe leadthrough with flange



Beschichtung lt. Vorgabe Planer z.B. OS11b Triflex ProDeck - ca. 4-5mm

Vergussmörtel z.B. Triflex Schachtrahmenverguss o. glw.

Grundierung z.B. Triflex Cryl Primer 276 o. glw.

Abdichtung vliesarmiert z.B. Triflex pro Detail o. glw.

Stahl-Betondecke

Rohrdurchführung mit Klebeflansch